



## ■ track system

To get you right on track and based on our customers' feedback, we have developed the NL Power Track System which will work with our track lights to ensure compatibility with both previous and future systems.

Nordic Light NLP 1-Circuit track system

Technical Specification

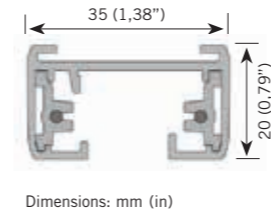
NLP 1-Circuit track system. Thermoplastic connectors in white, black or grey. Metal accessories also in white, black or grey. Tracks supplied in papercover. Tracks available in 2, 4, 8 or 12 feet length. Copperleads nickle-plated for maximum protection against oxidization of leads. Knockout holes in track for direct to surface installation or via different ceiling brackets.

Order code information

Add order code to Art no. 10 white, 20 black, 30 grey. Following parts comes always in metal with no color code needed 135-76, 135-80, 047-273, 047-274



Nordic Light NLP 1-Circuit track system



Dimensions: mm (in)



Track

135-20	2 ft
135-21	4 ft
135-22	8 ft
135-23	12 ft

General info.

For indoor use in dry location  
20 A /120 V  
Parts marked with \* are not feedable.

Order code information

Add order code to Art no.  
-10 White  
-20 Black  
-30 Grey

Standard Colors, -XX

10 White, RAL 9010  
20 Black, Sample plates available  
30 Grey, Sample plates available

Suspension Parts

Suspending a track can be done in two ways with wire or rod.

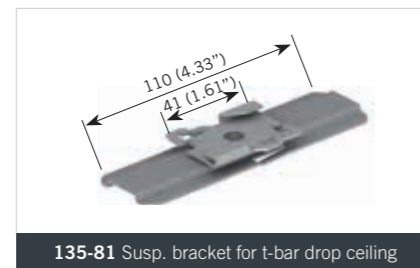
Acoustic drop ceiling Parts

These parts are used for installing the track system into a architect ceiling.


Other




135-76 Reinforcement plate



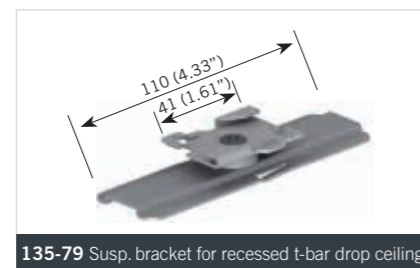
135-81 Susp. bracket for t-bar drop ceiling




047-273 Suspension kit, 13 ft wire




047-76 Track clip



135-79 Susp. bracket for recessed t-bar drop ceiling



047-274 Suspension kit, 19 ft wire



135-80 Susp. bracket for wire



047-227 Susp. clip for t-bar drop ceiling



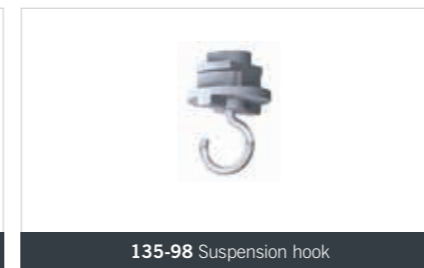
135-102 Nipple converter M6 1/4"



047-180 Susp. brack for wire




047-228 Susp. clip for recessed t-bar drop ceiling

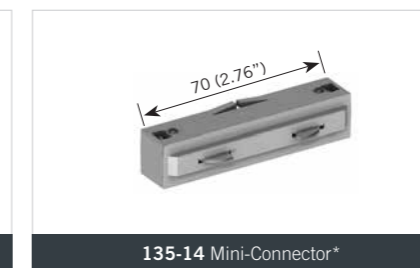


135-98 Suspension hook

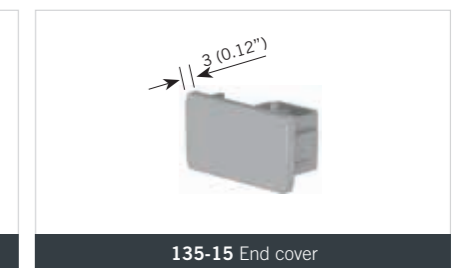
Dimensions: mm (in)




135-13 End feed, Right



135-14 Mini-Connector\*




135-15 End cover




135-18 Flex connector\*




135-28 End feed for J-box connection, Left



135-29 End feed for J-box connection, Right



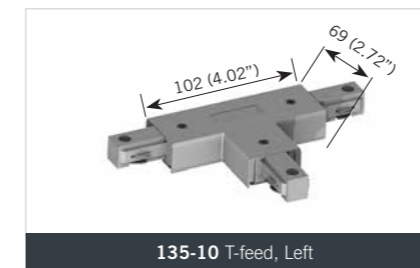
135-07 Flex feed



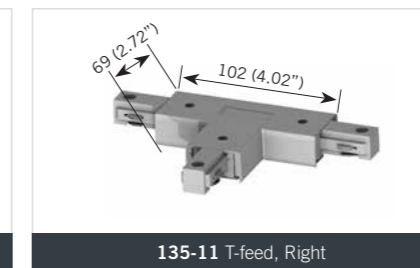
135-08 I-feed




135-09 L-feed



135-10 T-feed, Left




135-11 T-feed, Right



135-12 End feed, Left

Dimensions: mm (in)

Nordic Light NLP 1-Circuit track system, good to know

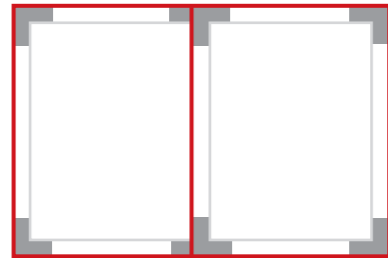


**To reverse the L connector neutral side.**

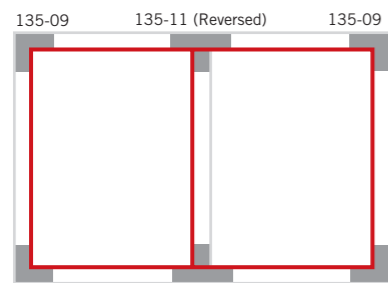
1. At first the connector has the neutral on the inside or outside. To change to the other side unscrew the two screws and remove the cover.
2. Turn one of the connecting sides 180 degrees and assemble the cover. Now the connector is reverse.

**T Connectors can also be reversed in the same manner.**

135-09 (Reversed) 135-11 135-09 (Reversed)

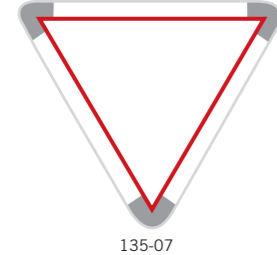


135-09 (Reversed) 135-10 (Rev.) 135-09 (Reversed)



135-09 135-10 135-09

135-07 135-07



135-07

**General comments on planning track systems.**

1. Never supply the power to the track at several locations.
2. Make sure that the track is straight both horizontal and vertical before powering on.

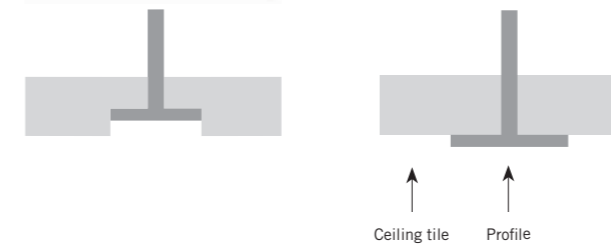
The red line indicates the neutral position.

Nordic Light NLP 1-Circuit track system, good to know

**Recessed**



**Non recessed**



**Acoustic drop ceiling parts**

These parts are used for installing the track system into an acoustic ceiling. There are two main types of acoustic ceilings, one with a recessed profile (1) and one non-recessed (2), choose mounting accessories according to ceiling type.

**1-Circuit adapters**

Nordic Light track fixtures come with an adapter factory installed. Standard is our Nordic Light 1 circuit adapter. Our Nordic Light 1 circuit adapter is also compatible with H tracks for retrofit. We recommend that you test and verify function on the actual track.

For other retrofit applications, we also offer adapters that are compatible with J tracks and L tracks. Please see the track light section in this catalogue for ordering information on each track fixture.

Our adapters come with an on/off switch, shown in the picture to the left. Please contact Nordic Light for more information regarding retrofit on existing tracks.

On/off switch →



**Installation**

Make sure you follow the installation instruction that delivers with the track fixture.

**Monopoint**

The monopoint is used for installing a track light without a track. The monopoint can be used in combination with the 1-circuit adapter.

**Monopoint NL 1 circuit**

- 135-87-10 white
- 135-87-20 black
- 135-87-30 grey

**Ratings:**

- 5 A
- 120 V
- Max load: 50 N

